

UNITED STATES
PATENT AND TRADEMARK OFFICE



Appeal Statistics

Patent Trial and Appeal Board
June 30, 2025



UNITED STATES
PATENT AND TRADEMARK OFFICE ®

Receipts & Dispositions

(June 2025)

Technology Center	Starting Inventory	Appeals Filed	Affirmed	Affirmed -in-Part	Reversed	Panel Remand	Admin Remand	Dismissed	Appeals Decided	Ending Inventory	Inventory Change	% of Inventory
1600	418	35	30	2	12	0	0	1	45	408	▼ -10	9.6%
1700	825	61	50	5	29	0	0	1	85	801	▼ -24	18.8%
2100	404	36	16	1	10	0	0	1	28	412	▲ 8	9.7%
2400	299	21	9	4	11	0	1	0	25	295	▼ -4	6.9%
2600	286	15	7	1	10	0	0	0	18	283	▼ -3	6.7%
2800	332	23	14	2	15	0	0	0	31	324	▼ -8	7.6%
2900	13	2	1	0	0	0	0	0	1	14	▲ 1	0.3%
3600	837	81	84	8	22	0	1	0	115	803	▼ -34	18.9%
3700	961	54	59	19	46	0	0	1	125	890	▼ -71	20.9%
3900 (Ex Parte)	15	7	0	0	0	0	0	0	0	22	▲ 7	0.5%
3900 (Sup. Exam)	0	0	0	0	0	0	0	0	0	0	▬ 0	0.0%
3900 (Reissue)	1	0	1	0	0	0	0	0	1	0	▼ -1	0.0%
3900 (Regular)	2	0	0	0	0	0	0	0	0	2	▬ 0	0.0%
Board Total	4,393	335	271	42	155	0	2	4	474	4,254	▼ -139	100.0%

% Decisions

Affirmed	Affirmed-in-Part	Reversed	Panel Remand	Admin Remand	Dismissed
57.2%	8.9%	32.7%	0.0%	0.4%	0.8%



Receipts & Dispositions

(Fiscal Year through Jun. 30, 2025)

Technology Center	Starting Inventory	Appeals Filed	Affirmed	Affirmed -in-Part	Reversed	Panel Remand	Admin Remand	Dismissed	Appeals Decided	Ending Inventory	Inventory Change	% of Inventory
1600	442	314	217	19	99	0	0	13	348	408	<div>▼</div> -34	9.6%
1700	843	541	352	52	174	0	0	5	583	801	<div>▼</div> -42	18.8%
2100	367	334	170	31	82	0	3	3	289	412	<div>▲</div> 45	9.7%
2400	323	241	146	34	87	0	2	0	269	295	<div>▼</div> -28	6.9%
2600	257	190	106	11	47	0	0	0	164	283	<div>▲</div> 26	6.7%
2800	346	233	133	23	98	0	1	0	255	324	<div>▼</div> -22	7.6%
2900	28	12	22	0	4	0	0	0	26	14	<div>▼</div> -14	0.3%
3600	1,072	627	688	40	165	0	2	1	896	803	<div>▼</div> -269	18.9%
3700	951	560	338	94	183	0	2	4	621	890	<div>▼</div> -61	20.9%
3900 (Ex Parte)	14	37	18	1	9	0	1	0	29	22	<div>▲</div> 8	0.5%
3900 (Sup. Exam)	0	0	0	0	0	0	0	0	0	0	<div>▬</div> 0	0.0%
3900 (Reissue)	7	13	11	2	7	0	0	0	20	0	<div>▼</div> -7	0.0%
3900 (Regular)	2	0	0	0	0	0	0	0	0	2	<div>▬</div> 0	0.0%
Board Total	4,652	3,102	2,201	307	955	0	11	26	3,500	4,254	<div>▼</div> -398	100.0%

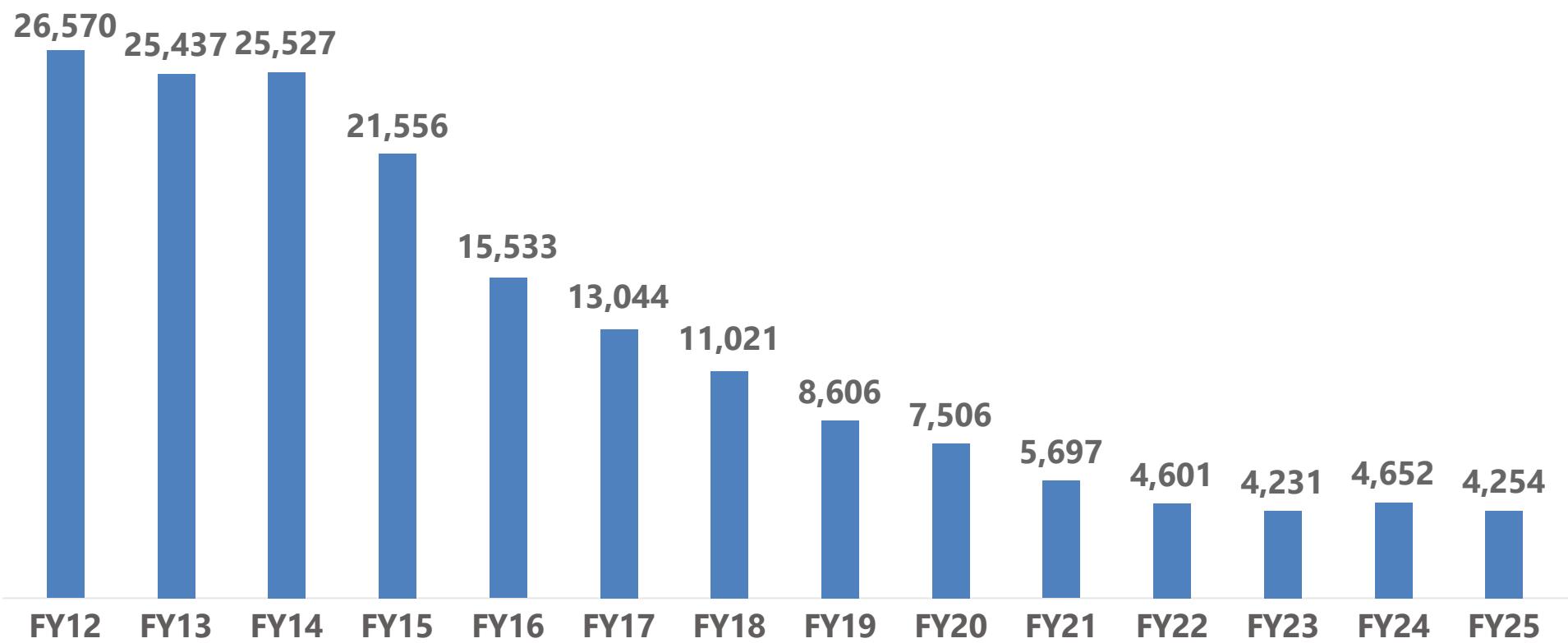
% Decisions

Affirmed	Affirmed-in-Part	Reversed	Panel Remand	Admin Remand	Dismissed
62.9%	8.8%	27.3%	0.0%	0.3%	0.7%



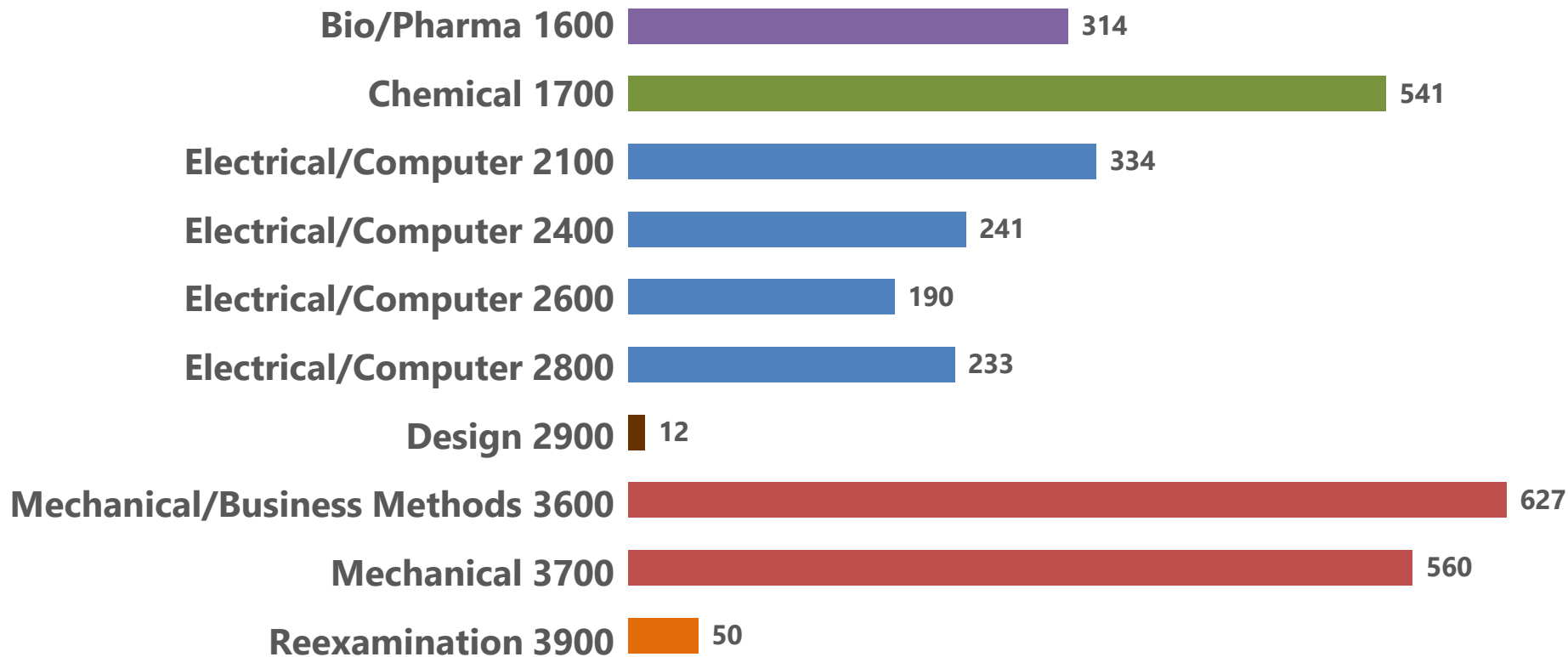
Pending Appeals FY12 to FY25

(Sept. 30, 2012 – June 30, 2025)



Appeals Intake in FY25

(Oct. 2024 – June 2025)

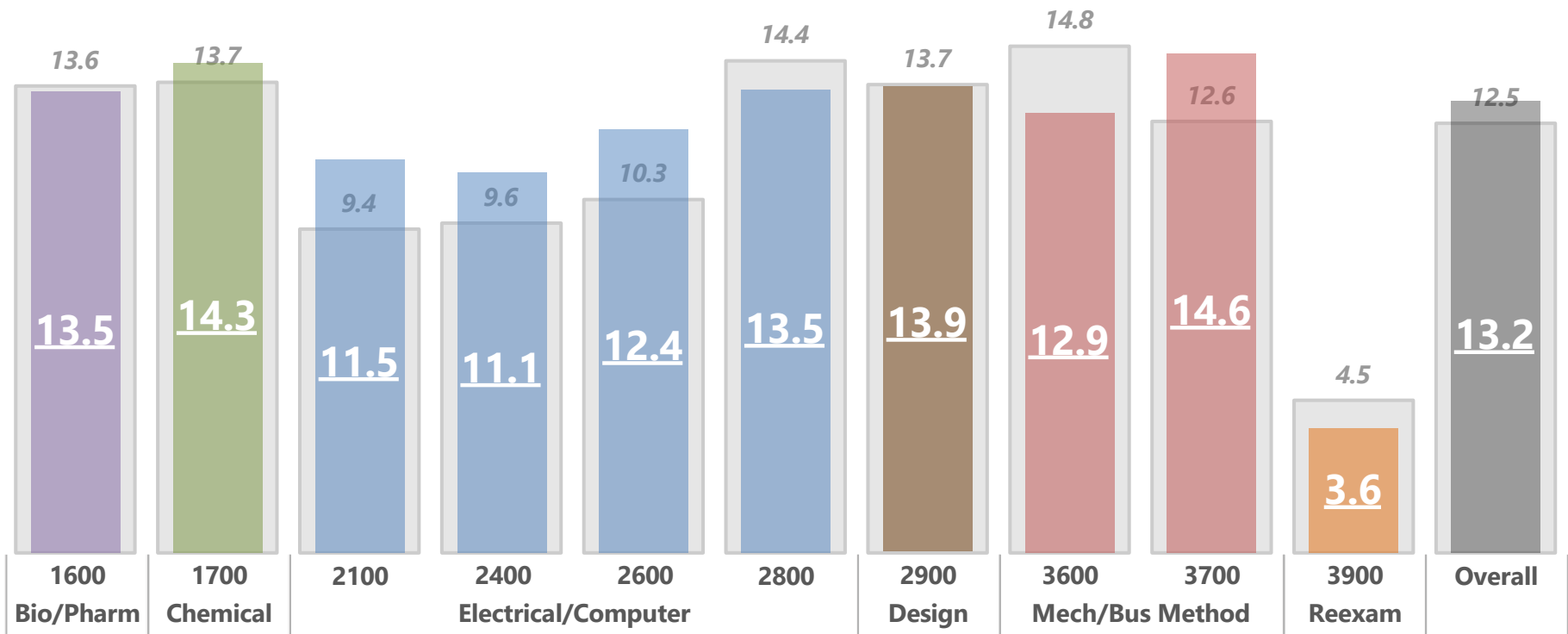


*The Central Reexamination Unit (TC 3900) includes ex parte reexams, inter partes reexams, supplemental examination reviews, regular and reissue cases from all technologies.



Pendency of Decided Appeals

Apr. 2025 – June 2025 (color bars & white values) vs. Apr. 2024 – June 2024 (gray bars & values)



Pendency is calculated as average months from Board receipt date to final decision for a three month period and compared to the same period the previous year.

Central Reexamination Unit (CRU/TC 3900) decisions include *ex parte* reexams, *inter partes* reexam, supplemental examination review, regular cases and most reissues from all technologies except design patent applications.



Appeals Outcomes in FY25

(Oct. 2024 – June 2025)

