

**The Central Kentucky Metropolitan Region  
Response to Request for Comments**

**United States Patent and Trademark Office**

**January 30, 2012**



## Table of Contents

|   |    |
|---|----|
| Governor's Endorsement Letter   | 1  |
| Meet the Team   | 2  |
| General Information   | 3  |
| Regional Innovation Activity  | 5  |
| Patents and Published Applications  | 5  |
| Quality of Life   | 5  |
| Cost of Living  | 6  |
| Education   | 7  |
| Workforce   | 8  |
| Transportation Infrastructure   | 8  |
| Federal Government Operations   | 9  |
| Non-Governmental Properties   | 9  |
| Appendixes  | 10 |
| Appendix 1: Engineering Schools in<br>Kentucky and Adjacent States                          | 10 |
| Appendix 2: Law Schools in Kentucky<br>and Adjacent States                                  | 12 |
| Appendix 3: Central Kentucky<br>Metropolitan Region Non-Stop<br>Destinations                | 13 |
| Appendix 4: Central Kentucky<br>Metropolitan Region Federally Owned<br>and Leased Buildings | 15 |
| Appendix 5: Accolades   | 17 |



COMMONWEALTH OF KENTUCKY  
OFFICE OF THE GOVERNOR

STEVEN L. BESHEAR  
GOVERNOR

January 30, 2012

700 CAPITOL AVENUE  
SUITE 100  
FRANKFORT, KY 40601  
(502) 564-2611  
FAX: (502) 564-2517

Mr. Azam Khan  
Deputy Chief of Staff  
United States Patent and Trademark Office  
P.O. Box 1450  
Alexandria, VA 22313-1450

Dear Mr. Khan:

On behalf of the Commonwealth of Kentucky, I am pleased to submit comments for the Central Kentucky Metropolitan region for consideration of the Additional United States Patent and Trademark Satellite Offices for the Nationwide Workforce Program. The Central Kentucky Metropolitan region, which includes the metropolitan areas of Lexington, Louisville, and Northern Kentucky, is the cultural, financial, and commercial core of the state. This region offers a diverse economy, flourishing in professional and business services, education, technology, and healthcare.

The Central Kentucky Metropolitan region delivers extremely competitive value in the areas of:

- Available workforce in technical and legal areas
- Occupational retention
- Significant patent activity
- Low cost of employment
- Low cost of air and surface commuting
- Broad governmental and nongovernmental support for the development of the office
- Numerous federal buildings with space available

We would like to offer special recognition to Mr. Curtis Droege, IP Manager and Patent Agent with Lexmark International, for making our region aware of this potential opportunity. Several entities in the region have endorsed and collaborated on these efforts, which are listed on the next page. As you review the submitted comments, you will learn this urban metro is an ideal location for the USPTO's satellite office. We look forward to building a relationship with the United States Patent and Trademark Office and hope the region is considered for the new satellite office.

Sincerely,

A handwritten signature in black ink, appearing to read "Steven L. Beshear".

Steven L. Beshear

## **Meet the Team**

### **Kentucky Cabinet for Economic Development**

Mr. Larry Hayes, Secretary

Mr. Gene Fuqua, Executive Director, Office of Commercialization and Innovation  
Chief of Staff, Kentucky Cabinet for Economic Development

### **Lexmark International**

Mr. Paul Rooke, Chairman and CEO

Mr. Patrick Brewer, Director, Government Affairs

Mr. Curtis Droege, IP Manager, Patent Agent

### **Lexington-Fayette Urban County Government**

Mayor Jim Gray

Mr. Kevin Atkins, Chief Development Officer

### **Commerce Lexington Inc.**

Mr. Bob Quick, President & CEO

Ms. Gina Greathouse, Senior Vice President, Economic Development

### **Louisville Metro Government**

Mayor Greg Fischer

Mr. Ted Smith, Director, Department of Economic Growth and Innovation

### **Greater Louisville Inc.**

Ms. Eileen Pickett, Executive Vice President, Community and Economic Development

Mr. Daryl Snyder, Vice President, Economic Development

### **Boone County, Kentucky**

Judge Gary W. Moore, Judge/Executive

### **Campbell County, Kentucky**

Judge Steve Pendery, Judge/Executive

### **Kenton County, Kentucky**

Judge Steve Arlinghaus, Judge/Executive

### **Northern Kentucky Tri-County Economic Development Corporation**

Mr. Dan Tobergte, President & CEO

Ms. Karen Finan, Senior Vice President – Marketing & Tech Projects

### **Kentucky Science & Technology Corporation**

Mr. Kris Kimel, President

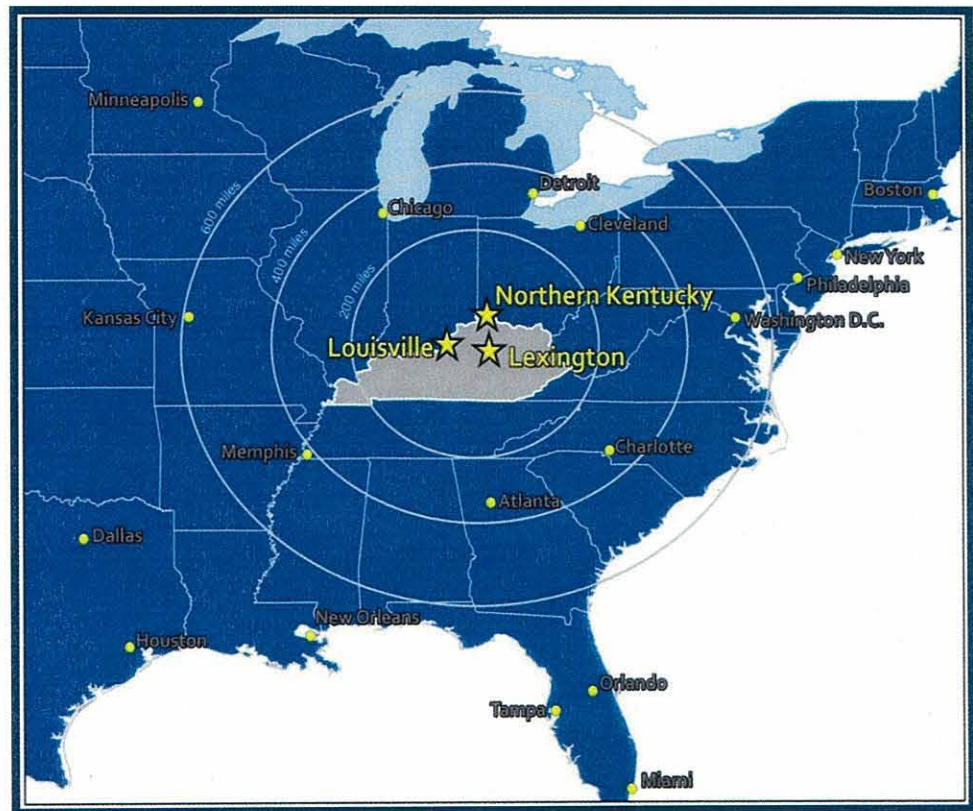
Mr. Mahendra Jain, Senior Vice President

# Central Kentucky Metropolitan Region Response to Request for Comments

## United States Patent and Trademark Office



The Central Kentucky Metropolitan Region, including the metropolitan areas of Lexington, Louisville, and Northern Kentucky, is an ideal location for the establishment of a United States Patent and Trademark satellite office and we greatly appreciate your consideration of these comments. From the region's impressive innovation activity to the highly skilled workforce, our



region is positioned to improve the quality of the U.S. Patent and Trademark Office (USPTO) application process and enhance communication with applicants. Furthermore, our affordable cost of living and desirable quality of life make this region the ultimate location for employees and their families.

Our immediate region and the adjacent states, including Ohio, Illinois, and Indiana, are particularly active in the patent application process. By locating an office in the Central Kentucky region, the USPTO



will have access to states that submitted nearly 84,000 applications in the past ten years. Additionally, the office would benefit from the region's 150 registered patent attorneys and agents.<sup>1</sup>

The Central Kentucky region is readily accessible by car or air, having three major airports and several interstate highways, including the N/S and E/W intersection of I-75

and I-64. These provide safe and convenient travel options for patent applicants interested in meeting on-on-one with an examiner during the patent prosecution process.

Central Kentucky has deep roots with innovative companies in the region, including Alltech, GE Appliances and Lighting, IBM, Lexmark, Procter and Gamble (Cincinnati), Toyota Motor Manufacturing USA, Valvoline, Tempur-Pedic, and others. Additionally, two research universities in the region have spawned many start-up companies through the years, primarily in the biotech industry. In support of these companies and other start-ups, Central Kentucky supports innovation with its Innovation and Commercialization Center Programs. These centers operate to increase the quality of investments flowing to knowledge-based firms throughout the region.

This proposal provides testimony that the Central Kentucky Metro's productive workforce, central location, and pro-business environment provide a profitable location in which to conduct business.

<sup>1</sup> www.uspto.gov

## Regional Innovation Activity

The Central Kentucky region is a credible patent producer with portfolio strengths in printing technology, medical and veterinary technology, transportation, and building and industrial supply (Table 1). The top patent producers in the region include Lexmark, Toyota, the University of Kentucky, the University of Louisville, Sud Chemie, and Ashland Chemical.

**Table 1. Patents and Published Applications from January 2000 – December 2011<sup>2</sup>**

| State  | Number of Patents and Published Applications |
|--|--|
| Kentucky                                       | 6,458  |
| Tennessee                                      | 6,323  |
| Ohio   | 23,860                                       |
| Indiana  | 21,526                                       |
| Illinois                                       | 24,470                                       |
| West Virginia                                  | 453  |
| KY and surrounding states (excluding Virginia) | 83,090                                       |

Includes:

- Issued Utility Patents
- Issued Design Patents
- Published but not Issued Applications
- No redundancy (if patent issued, published application is no longer counted)

## Quality of Life

The Central Kentucky Metropolitan region is the financial, educational, retail, health care, service, and cultural center of Kentucky. From the excitement of cheering your favorite horse down the stretch to unsurpassed collegiate athletics to working with companies from around the globe, the Central Kentucky region offers all the amenities of a major metropolitan area with the immediate escape of pastoral countryside.

Local residents and businesses alike know how great Central Kentucky is for living, working, and raising a family. Our secret is out, however, and the accolades continue to pour in from a broad spectrum of sources. In fact, the region has been rated highly from quality of life to business and careers and everything in between from renowned sources such as Forbes, CNNMoney, Business Facilities, and Kiplinger.

Boasting a robust economy, the Central Kentucky Metropolitan region is a diversified growth engine for health and educational services, government, retail trade, manufacturing, and construction. Many companies call this region home including Tiffany and Co., Lexmark, Brown Forman, Ford, Fidelity, UPS Airlines, IBM, and Hewlett-Packard.

---

<sup>2</sup> www.uspto.gov

This part of Kentucky has a wide variety of cultural amenities including unique restaurants, art galleries, performing arts, world class horse racing, and other exciting sporting events. The metro region also provides excellent health care with an expansive network of medical centers.

As can be seen in the two tables below, the cost of living and high salaries of patent-related jobs make the area highly attractive for patent professionals and their employees. The cost of living in the region averages 10% less than the national cost of living average, as shown in the table immediately below (Table 2). Patent examiners working in Kentucky could live comfortably for much less, helping with the recruitment and retainment of highly trained professionals at a lower labor cost (Table 3).

**Table 2. Comparative Analysis on Cost of Living<sup>3</sup>**

| City           | Overall | Grocery | Housing | Utilities | Trans. | Health Care | Misc. |
|----------------|---------|---------|---------|-----------|--------|-------------|-------|
| Lexington, KY  | 91.7    | 90.5    | 83.5    | 89.3      | 92.2   | 102.3       | 98.6  |
| Louisville, KY | 92.4    | 90.4    | 82.8    | 106.8     | 100.1  | 88.5        | 95.5  |
| Northern KY    | 89.5    | 90.4    | 77.5    | 99.5      | 99.3   | 93.9        | 92.6  |
| Alexandria, VA | 147.5   | 111.3   | 251.4   | 105.8     | 109.9  | 100.3       | 100.4 |
| Detroit, MI    | 95.4    | 98.6    | 87.8    | 104.0     | 102.2  | 99.2        | 95.6  |
| United States  | 100     | 100     | 100     | 100       | 100    | 100         | 100   |

**Table 3. Annual Median Salaries**

|                           | Engineer<br>5 | Patent<br>Attorney<br>1 | Patent<br>Attorney 2 | Patent<br>Attorney 3 | Patent<br>Attorney 4 | Top<br>Patent<br>Attorney | Patent<br>Agent 2 |
|---------------------------|---------------|-------------------------|----------------------|----------------------|----------------------|---------------------------|-------------------|
| Lexington, KY             | \$99,313      | \$73,164                | \$111,549            | \$132,545            | \$154,815            | \$190,032                 | \$76,644          |
| Louisville, KY            | \$103,120     | \$75,968                | \$115,825            | \$137,626            | \$160,750            | \$197,317                 | \$79,582          |
| Northern<br>KY/Cincinnati | \$107,689     | \$79,334                | \$120,957            | \$143,723            | \$167,872            | \$206,058                 | \$83,108          |
| Alexandria,<br>VA         | \$118,566     | \$87,348                | \$133,175            | \$158,241            | \$184,829            | \$226,872                 | \$91,503          |
| Detroit, MI               | \$112,692     | \$83,020                | \$126,577            | \$150,401            | \$175,672            | \$215,633                 | \$86,969          |

<sup>3</sup> C2ER, ACCRA, 3<sup>rd</sup> Quarter, 2011



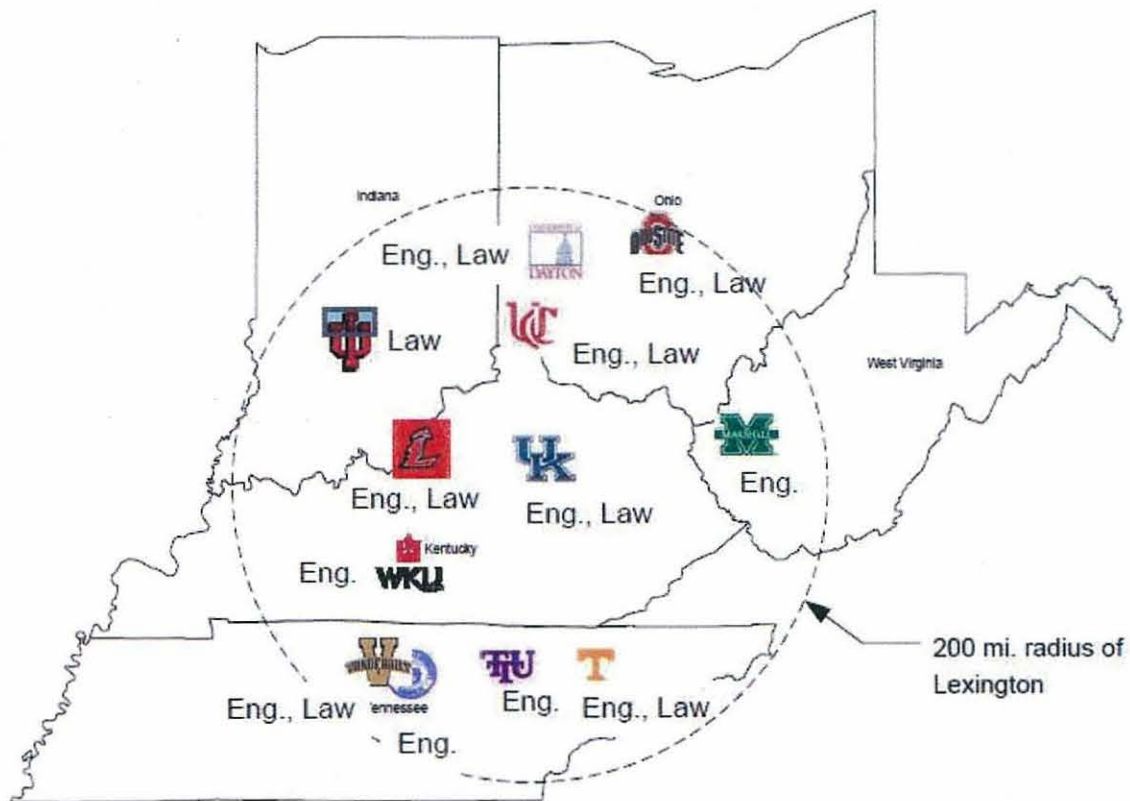
## Education

If the USPTO chose the Central Kentucky region to locate an office, they have the opportunity to take full advantage of one of the area's greatest assets – a motivated, educated, productive, and cutting-edge workforce. The region is known for capitalizing on its available intellectual talent, as well as recruiting human capital from surrounding states.

In the Central Kentucky region alone, there are 40 colleges and universities with a combined enrollment of more than 101,000 students. 30 percent of the combined area's population, age 25 years and older, has at least a Bachelor's Degree compared to a national average of 27 percent.<sup>4</sup>

Within a 200 mile radius of the Central Kentucky region, there are 12 universities with significant engineering and/or law programs, including the University of Cincinnati, University of Kentucky, University of Louisville, Purdue University, Indiana University, and Ohio State University. These universities provide an exceptional workforce to meet the Patent and Trademark Office's demand for talented workers in the areas of law and engineering.

**Map of Universities within 200 mile radius of Central KY Metropolitan**



<sup>4</sup> U.S. Census Bureau American Community Survey, 2010

Not only does the Central Kentucky region draw its workforce from college graduates in the immediate region, it's also a desirable place to work for recent college graduates from adjacent states. For that reason, we are providing lists of all engineering and law programs provided by Kentucky and its surrounding states.

For a list of engineering programs and law schools in Kentucky and adjacent states, please see **Appendix 1** and **2**.

## Workforce

The Central Kentucky Metropolitan region has a population of 3,861,281<sup>5</sup> and a labor force of 1,990,825. We have a strong presence of occupations required by the USPTO, such as lawyers, scientists and engineers, as well as the support staff occupations (Table 4). As mentioned above, a Central Kentucky satellite office would also serve 150 registered patent attorneys and agents in Kentucky alone, and 4,824 patent attorneys and agents when including the adjacent states.

**Table 4. Annual Mean Wage and Available Workforce in Central Kentucky**

| Occupation                                   | Employment | Annual Mean Wage |
|--|------------|------------------|
| <b>Computer and Mathematical Occupations</b> | 43,610     | \$66,467         |
| <b>Chemical Engineers</b>                    | 740        | \$88,753         |
| <b>Civil Engineers</b>                       | 2,310      | \$74,256         |
| <b>Electrical Engineers</b>                  | 1,760      | \$87,046         |
| <b>Industrial Engineers</b>                  | 3,660      | \$69,360         |
| <b>Mechanical Engineers</b>                  | 3,120      | \$75,290         |
| <b>Lawyers</b>                               | 6,670      | \$105,870        |
| <b>Human Resources Managers</b>              | 1,170      | \$92,046         |
| <b>Human Resources Specialists</b>           | 6,390      | \$48,686         |

## Transportation Infrastructure

Located in the heart of the Commonwealth of Kentucky, the Central Kentucky Metropolitan Region holds the three largest metropolitan areas in Kentucky. Its central location and excellent transportation system have been major factors in Kentucky's growth and development. Central Kentucky is located at the center of a 31 state distribution area and is within a 600-mile radius of the majority of the nation's manufacturing employment, retail sales, and population. By virtue of this

<sup>5</sup> U.S. Census Bureau, 2010 Census

geographic location and Kentucky's integrated system of state maintained roads, interstates, and parkways, Central Kentucky is within overnight range of over half of the U.S. market.

Central Kentucky boasts several major interstate highways, including I-64, I-65, I-71, I-75, and I-24. I-64 and I-75, the major highways that connect St. Louis, MO to Chesapeake, VA, and the Upper Peninsula of Michigan to Miami, FL, intersect in Central Kentucky. The region also has access to three major airports: Blue Grass Airport in Lexington, Louisville International and Cincinnati/Northern Kentucky International. Among them, the airports service nearly 100 cities with non-stop destinations. Average flights to the DC area are significantly cheaper from our region than other major cities in the United States.

For a list of non-stop destinations, please see **Appendix 3**.

### **Federal Government Operations**

The Central Kentucky Metropolitan region is home to many existing federal operations. For a list of government owned and leased buildings in the region, please see **Appendix 4**.

### **Non-Governmental Property**

Should your interests lie outside co-locating with another federal operation, our region is also home to many excellent non-governmental office locations. Below are three examples of what the Central Kentucky region has to offer.

In Lexington, the University of Kentucky's Coldstream Research Campus is a premier location situated on 735 acres at the intersection of I-75 and I-64. Once a prominent Bluegrass horse farm, Coldstream is now home to 1,000 employees working in biotech, pharmaceutical and equine-related companies, and a wide range of businesses including HP, Coldstream Laboratories Inc. and Embassy Suites Hotel.

Louisville offers the Shelbyhurst Research Office Park, a new construction with cutting edge architecture. Shelbyhurst is a 130,000 square feet property at the landmark location of Hurstbourne Parkway and Shelbyville Road.

Finally, Northern Kentucky is home to The Towers of RiverCenter, a premier office complex in Northern Kentucky, which offers Class A Office Space with breathtaking views of downtown Cincinnati. The RiverCenter complex includes three magnificent office towers, an Embassy Suites Hotel and a Marriott Hotel, and has a prestigious reputation for unparalleled convenience, elegance and quality service.

### **What Others Say About the Central Kentucky Metropolitan Region – See Appendix 5**

## Appendixes

### Appendix 1: Engineering Schools in Kentucky and Adjacent States

#### Kentucky

| School/Location  | Engineering Student Population | Number of Graduates (2010) |
|--|--------------------------------|----------------------------|
| Murray State University/Murray<br>Dept. of Physics & Engineering               | 70                             | 41                         |
| Murray State University/Murray<br>Dept. of Industrial & Engineering Technology | 74                             | 27                         |
| University of Kentucky/Lexington   | 1,675                          | 409                        |
| University of Louisville/Louisville<br>J.B. Speed School of Engineering        | 1,389                          | 274                        |
| Western Kentucky University/Bowling Green                                      | 285                            | 91                         |

#### Ohio

| School/Location                                      | Engineering Student Population | Number of Graduates (2010) |
|--|--------------------------------|----------------------------|
| Air Force Institute of Technology                    | 976*                           | 308*                       |
| Case Western Reserve University/Cleveland            | 1,692                          | 443                        |
| Cedarville University/Cedarville                     | 319                            | 53                         |
| Central State University/Wilberforce                 | 79                             | 37                         |
| Cleveland State University/Cleveland                 | 1,113                          | 278                        |
| Marietta College/Marietta                            | 96*                            | 15*                        |
| Miami University/Oxford                              | 849                            | 83                         |
| Ohio Northern University/Ada                         | 452                            | 95                         |
| Ohio State University/Columbus                       | 7,231                          | 1,543                      |
| Ohio University/Athens                               | 1,589                          | 340                        |
| University of Akron/Akron                            | 2,115                          | 264                        |
| University of Cincinnati/Cincinnati                  | 3,189                          | 642                        |
| University of Dayton/Dayton<br>School of Engineering | 1,704                          | 341                        |
| University of Toledo/Toledo                          | 1,376*                         | 348*                       |
| Wright State University/Dayton                       | 1,985                          | 347                        |
| Youngstown State University/Youngstown               | 2,288                          | 367                        |

\*2009 Data

## Indiana

| School/Location                                 | Engineering Student Population | Number of Graduates (2010) |
|---|--------------------------------|----------------------------|
| Indiana Institute of Technology/Fort Wayne      | 271                            | 39                         |
| Indiana-Purdue University/Fort Wayne            | 346                            | 29                         |
| Indiana-Purdue University/Indianapolis          | 2,659                          | 579                        |
| Purdue University/West Lafayette                | 9,504                          | 1,534                      |
| Purdue University Calumet/Hammond               | 616                            | 97                         |
| Rose-Hulman Institute of Technology/Terre Haute | 1,864                          | 447                        |
| Tri-State University/Angola                     | 362*                           | N/A                        |
| University of Evansville/Evansville             | 317*                           | 99*                        |
| University of Notre Dame/South Bend             | 934                            | 282                        |
| Valparaiso University/Valparaiso                | 356                            | 82                         |

\*2009 Data

## Illinois

| School/Location                                | Engineering Student Population | Number of Graduates (2010) |
|--|--------------------------------|----------------------------|
| Bradley University/Peoria                      | 688                            | 126                        |
| Illinois Institute of Technology/Chicago       | 978*                           | 329*                       |
| Northern Illinois University/DeKalb            | 1,164                          | 257                        |
| Northwestern University/Evanston               | 1,298*                         | 903*                       |
| Olivet Nazarene University/Bourbonnais         | 84*                            | 21*                        |
| Southern Illinois University/Carbondale        | 903*                           | 259*                       |
| Southern Illinois University/Edwardsville      | 831                            | 267                        |
| University of Illinois Urbana-Champaign/Urbana | 5,288                          | 1,129                      |

\*2009 Data

## Tennessee

| School/Location   | Engineering Student Population | Number of Graduates (2010) |
|---|--------------------------------|----------------------------|
| Christian Brothers University/Memphis                         | 223                            | 51                         |
| Lipscomb University/Nashville                                 | 119                            | 8                          |
| Tennessee State University/Nashville                          | 726                            | 184                        |
| Tennessee Technological University/Cookeville                 | 1,382                          | 417                        |
| University of Memphis/Memphis Herff College of Engineering    | 523                            | 181                        |
| University of Memphis/Memphis Dept. of Engineering Technology | 228                            | 88                         |
| University of Tennessee/Chattanooga                           | 435                            | 115                        |
| University of Tennessee/Knoxville                             | 1,814                          | 411                        |
| University of Tennessee/Martin                                | 262                            | 45                         |
| Vanderbilt University/Nashville                               | 1,229                          | 365                        |

## Missouri

| School/Location   | Engineering Student Population | Number of Graduates (2010) |
|---|--------------------------------|----------------------------|
| St. Louis University/St. Louis<br>Parks College of Engineering, Aviation & Technology | 447                            | 169                        |
| St. Louis University/St. Louis<br>Dept. of Engineering Technology                     | 9                              | 0                          |
| Southeast Missouri State University/Cape Girardeau                                    | 56                             | 22                         |
| University of Missouri/Columbia   | 1,756                          | 383                        |
| University of Missouri/Kansas City  | 726                            | 217                        |
| University of Missouri/Rolla  | 3,303                          | 810                        |
| University of Missouri/St. Louis  | N/A                            | N/A                        |
| Washington University/St. Louis   | 1,168                          | 366                        |

## West Virginia

| School/Location   | Engineering Student Population | Number of Graduates (2010) |
|---|--------------------------------|----------------------------|
| West Virginia University/Morgantown   | 2,000                          | 616                        |
| West Virginia University Institute of Technology/Montgomery<br>Leonard C. Nelson College of Engineering                             | 1,902                          | 371                        |
| West Virginia University Institute of Technology/<br>Montgomery<br>Engineering/Information Div. of Community &<br>Technical College | 164                            | 48                         |

## Appendix 2: Law Schools in Kentucky and Adjacent States

| School                           | Freshman Class Enrollment | Class of 2009-2010 Graduates |
|----------------------------------|---------------------------|------------------------------|
| University of Louisville         | 142                       | 114                          |
| University of Kentucky           | 178                       | 123                          |
| Northern Kentucky University     | 198                       | 121                          |
| Indiana University Bloomington   | 234                       | 156                          |
| Indiana University Indianapolis  | 299                       | 147                          |
| Notre Dame University            | 172                       | 98                           |
| Valparaiso University            | 167                       | 119                          |
| DePaul University                | 362                       | 203                          |
| Illinois Institute of Technology | 342                       | 164                          |
| John Marshall School of Law      | 411                       | 226                          |
| Loyola University                | 276                       | 188                          |
| Northern Illinois University     | 126                       | 76                           |
| Northwestern University          | 251                       | 116                          |
| Southern Illinois University     | 128                       | 68                           |
| University of Chicago            | 199                       | 92                           |
| University of Illinois           | 176                       | 101                          |

|                                      |     |     |
|--------------------------------------|-----|-----|
| University of Memphis                | 156 | 78  |
| University of Tennessee              | 168 | 113 |
| Vanderbilt University                | 204 | 92  |
| St. Louis University                 | 321 | 148 |
| University of Missouri @ Columbia    | 164 | 125 |
| University of Missouri @ Kansas City | 164 | 118 |
| Washington University                | 228 | 109 |
| Capital University                   | 265 | 142 |
| Case Western Reserve University      | 231 | 143 |
| Cleveland State University           | 267 | 135 |
| Ohio Northern University             | 139 | 97  |
| Ohio State University                | 227 | 152 |
| University of Akron                  | 197 | 88  |
| University of Cincinnati             | 143 | 89  |
| University of Dayton                 | 178 | 103 |
| University of Toledo                 | 188 | 127 |
| West Virginia University             | 173 | 129 |

### Appendix 3: Central Kentucky Metropolitan Region Non-Stop Destinations

#### Blue Grass Regional Airport

|                                 |                      |
|---------------------------------|----------------------|
| <b>Domestic:</b>                |                      |
| Atlanta, GA                     | Minneapolis, MN      |
| Charlotte, NC                   | New York – LaGuardia |
| Chicago – O’Hare                | Orlando, FL          |
| Dallas, TX                      | Orlando/Sanford, FL  |
| Detroit, MI                     | Punta Gorda, FL      |
| Ft. Lauderdale, FL              | Tampa Bay, FL        |
| Houston, TX                     | Washington, DC       |
| Las Vegas, NV                   |                      |
|                                 |                      |
| <b>15 non-stop destinations</b> |                      |

#### Louisville International Airport

|                       |                     |
|-----------------------|---------------------|
| <b>International:</b> |                     |
| Freeport, Bahamas     |                     |
|                       |                     |
| <b>Domestic:</b>      |                     |
| Atlanta, GA           | Memphis, TN         |
| Baltimore, MD         | Miami, FL           |
| Birmingham, AL        | Milwaukee, WI       |
| Charlotte, NC         | Minneapolis, MN     |
| Chicago-Midway        | New York-Newark     |
| Chicago-O’Hare        | New York-LaGuardia  |
| Cincinnati, OH        | Orlando, FL         |
| Cleveland, OH         | Orlando/Sanford, FL |

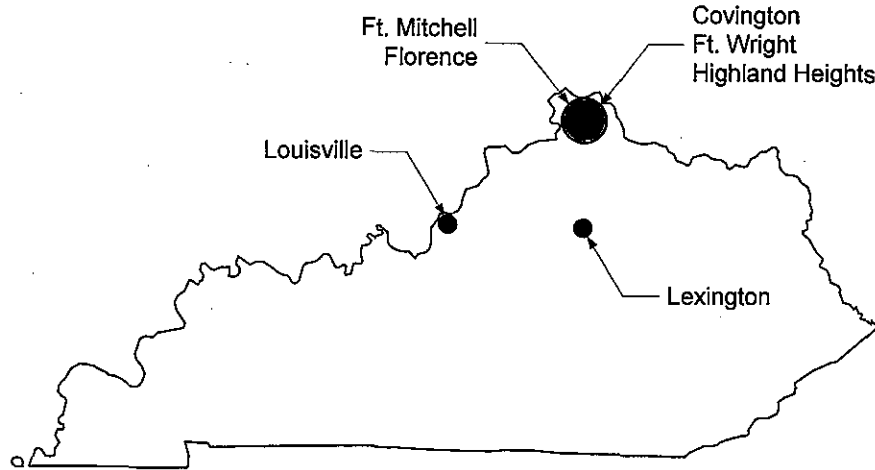
|                                 |                           |
|---------------------------------|---------------------------|
| Dallas, TX                      | Philadelphia, PA          |
| Denver, CO                      | Phoenix, AZ               |
| Destin/Fort Walton Beach, FL    | Punta Gorda/Ft. Myers, FL |
| Detroit, MI                     | St Louis, MO              |
| Fort Lauderdale, FL             | Tampa, FL                 |
| Houston, TX                     | Washington DC-Reagan      |
| Las Vegas, NV                   | Washington DC-Dulles      |
|                                 |                           |
| <b>31 non-stop destinations</b> |                           |

**Cincinnati/Northern Kentucky International Airport**

|                                 |                               |
|---------------------------------|-------------------------------|
| <b>International:</b>           |                               |
| Cancun Mexico                   |                               |
| Paris(Charles De Gaulle) France |                               |
| Toronto(Pearson Intl) ON Canada |                               |
|                                 |                               |
| <b>Domestic:</b>                |                               |
| Atlanta(Intl) GA                | Memphis TN                    |
| Baltimore(Intl) MD              | Miami(Intl) FL                |
| Boston(Intl) MA                 | Milwaukee WI                  |
| Charlotte NC                    | Minneapolis/St. Paul(Intl) MN |
| Chicago(O'Hare) IL              | Nashville(Intl) TN            |
| Cleveland(Intl) OH              | New Orleans(Intl) LA          |
| Dallas/Ft. Worth(Intl) TX       | New York(Kennedy) NY          |
| Denver(Intl) CO                 | Newark/New York(Liberty) NJ   |
| Detroit(Metro Wayne) MI         | Norfolk/Va.Bch/Wmbg VA        |
| Fayetteville(Regional) AR       | Omaha NE                      |
| Ft. Lauderdale(Intl) FL         | Orlando(Intl) FL              |
| Ft. Myers(Southwest Fl Intl) FL | Philadelphia(Intl) PA         |
| Grand Rapids MI                 | Phoenix(Intl) AZ              |
| Greensboro/H.Pt/Win-Salem NC    | Pittsburgh(Intl) PA           |
| Greenville/Spartanburg SC       | Raleigh/Durham NC             |
| Harrisburg(Intl) PA             | Richmond/Wmbg VA              |
| Hartford(Bradley Intl) CT       | Salt Lake City UT             |
| Houston(G.Bush Intl) TX         | San Diego CA                  |
| Houston(Hobby) TX               | San Francisco(Intl) CA        |
| Jacksonville(Intl) FL           | Seattle/Tacoma(Intl) WA       |
| Kansas City(Intl) MO            | St. Louis(Intl) MO            |
| Las Vegas(Intl) NV              | Syracuse NY                   |
| LGA-New York(Laguardia) NY      | Tampa(Intl) FL                |
| Los Angeles(Intl) CA            | Washington (Reagan Nat'l) DC  |
| Madison(Dane County) WI         | Washington(Dulles Intl) DC    |
|                                 |                               |
| <b>53 non-stop destinations</b> |                               |



**Appendix 4: Central Kentucky Metropolitan Region Federally Owned or Leased Buildings**



| <b>Operations Name</b>                        | <b>Address</b>                                  |
|---|---|
| U.S. Courthouse                               | 101 Barr Street<br>Lexington, KY                |
| IRS   | 1500 Leestown Road<br>Lexington, KY             |
| Dept. of Health and Human Services            | 1460 Newtown Pike<br>Lexington, KY              |
| U.S. Bankruptcy Court                         | 100 East Vine<br>Lexington, KY                  |
| U.S. Hearings and Appeals Office              | 125 Lisle Ind. Avenue<br>Lexington, KY          |
| U.S. Social Security Administration           | 2260 Executive Drive<br>Lexington, KY           |
| U.S. Secret Service                           | 3141 Beaumont Centre Circle<br>Lexington, KY    |
| Blue Grass Airport                            | 4000 Terminal Drive<br>Lexington, KY            |
| U.S. Bureau of Alcohol, Tobacco, and Firearms | 1040 Monarch Street, Suite 200<br>Lexington, KY |
| Drug Enforcement Administration               | 997 Governor's Lane<br>Lexington, KY            |
| VA Hospital                                   | 1101 Veterans Drive<br>Lexington, KY            |
| VA Hospital                                   | 2250 Leestown Road<br>Lexington, KY             |
| U.S. Post Office                              | 1088 Nandino Blvd<br>Lexington, KY              |
| 6th Circuit Court                             | 230 Madison Ave, Rm 601 #601<br>Covington, KY   |
| Attorneys, Executive Office For United States | 207 Grandview Drive<br>Fort Mitchell, KY        |

|   |   |
|---|---|
| Bureau of Customs and Border Protection     | 2220 Grandview Drive, #215<br>Fort Mitchell, KY       |
| Department of Justice                       | 700 Scott Street, #300<br>Covington, KY               |
| Employee Benefits Security Administration   | 1885 Dixie Hwy, #210<br>Fort Wright, KY               |
| Federal Bureau of Investigation             | 2220 Grandview Drive, #280<br>Fort Mitchell, KY       |
| Federal Communications Commission           | 7570 US Highway 42<br>Florence, KY                    |
| IRS   | 201 W Rivercenter Blvd<br>Covington, KY               |
| Marshals Service, United States             | 35 W 5 <sup>th</sup> Street, Floor 2<br>Covington, KY |
| Social Security Administration              | 8 Youell Street<br>Florence, KY                       |
| The U.S. Census Bureau                      | 125 Dale Road<br>Highland Heights, KY                 |
| The Supreme Court of the United States      | 35 West 5 <sup>th</sup> Street<br>Covington, KY       |
| Veterans Health Administration              | 103 Landmark Drive, #3<br>Bellevue, KY                |
| Veterans Health Administration              | 1000 South Fort Thomas Avenue<br>Fort Thomas, KY      |
| Gene Snyder U.S. Courthouse and Customhouse | 601 West Broadway<br>Louisville, KY                   |
| Romano Mazzoli Federal Building             | 600 Martin Luther King Jr Place<br>Louisville, KY     |
| Social Security Administration              | 10503 Timberwood Circle<br>Louisville, KY             |
| Federal Bureau of Investigation             | 12401 Sycamore Station Road<br>Louisville, KY         |
| GSA   | 2700 Gast Blvd<br>Louisville, KY                      |
| Environmental Health Management             | 1500 Ormsby Station Court<br>Louisville, KY           |
| Social Security Administration              | 2500 West Broadway<br>Louisville, KY                  |
| GSA Regional Fleet Management Center        | 5520 Fern Valley Road, Suite 110<br>Louisville, KY    |

## **Appendix 5: Accolades**

### ***Lexington***

#13 in percent of population, 250,000 and over, with a Bachelor's Degree or Higher (38.7%), *United States Census Bureau American Community Survey, 2010*

#1 Top 10 Mid-Sized Counties, *Fourth Economy, 2011*

#4 Best Place for Business and Careers, *Forbes, 2011*

### ***Louisville***

#2 Digital City with population over 250,000, *Government Technology, 2011*

#14 Best Place for Business and Careers, *Forbes 2011*

10 Best Cities for Commuters, *Kiplinger, 2011*

### ***Northern Kentucky***

Cincinnati/Northern Kentucky International Airport (CVG) ranked Best Regional Airport in North America, *Skytrax, 2011*

#7 most literate city – Cincinnati MSA - in the U.S., *USA Today, 2011*

Top 25 City - Cincinnati MSA - for New College Grads, *Bloomberg Businessweek, 2011*